

ApeosPort-V

C7775 / C6675 / C5575 / C4475 / C3375 / C3373 / C2275




# ApeosPort-V

C7775 / C6675 / C5575 / C4475 / C3375 / C3373 / C2275

Digital Colour Multifunction Device

A new standard in flexibility and efficiency  
to allow you to work smarter





If an organisation is to prosper, it must provide an environment in which every person can work towards a common goal, yet meet their own values and aspirations.

Individuals need their own space — a place they can comfortably work, where they can find value in their efforts, and where they can flourish in a pleasant environment.

Fuji Xerox understands that. We have designed the new ApeosPort-V series so that they can recognise individuals, provide them with the specific tools they need to work effectively, and contribute to a quieter, more congenial environment.

We are working with you to help you reach your full potential.

**The ApeosPort-V C7775/C6675/C5575/C4475/C3375/C3373/C2275 series of multifunction devices deliver higher customer satisfaction through: Innovation, Cost Efficiency, Productivity and Sustainability**



# ApeosPort-V

C7775 / C6675 / C5575 / C4475 / C3375 / C3373 / C2275

The photo is of the ApeosPort-V C7775 CPS model

# Innovation

Developing ground breaking technology to help you work smarter



## Working Closely With You

The new ApeosPort-V series automatically exits from Sleep mode as users approach the device. Two “eyes”, using a real-time proximity camera and a pyroelectric heat sensor, detect when a user is approaching and wakes it from Sleep mode so it is ready to use immediately. This clever technology simplifies operational processes and saves both time and energy. What’s more, a face recognition camera can tell more accurately who the user is, and prepare the device to suit their particular applications.



## Recognise the Wishes of Users

The “Smart WelcomEyes Advance” feature is able to discern users as they approach the device and detect if they wish to use it. It can also recognise the face of each user and use that information as a simple, rapid authentication process. “Smart WelcomEyes Advance” offers increased accuracy in recognition, providing even more convenience for users and at the same time reduce the power consumption of the device.

\* Optional



1 This incredible technology uses an infrared pyroelectric sensor to monitor thermal changes in the vicinity of the device, to detect a person approaching.



2 The user detection camera verifies human motion, such as the direction their toes are pointing, to determine whether the person wishes to use the device.



3 It also offers sophisticated, yet simple, user authentication method through face recognition. The face recognition camera can recognise the face of the user standing in front of the device, making authentication simple and fast.

\* The local authentication mode must be enabled.

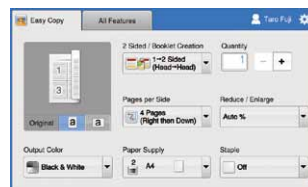
## Image Recognition through a Reputable Processor

The technology of human/face recognition camera uses an Image Recognition through a Reputable Processor for vehicle-mounted cameras. Rapid recognition of users enables the device to minimise power consumption, and ensure that it is ready to use immediately.

## Simpler Operations

Operation screens can be simplified and made easier than ever to navigate by installing a free optional software application – EasyUI Solution 2.0\*. This offers individual users a simple and easy-to-use operation screen, reducing working time.

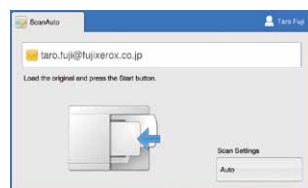
\* To be supported in January 2014.



Users can preview the finished results of their copying projects – for example, Nup, two-sided, stapled – when they set the copy functions.



Utilizing “Custom Menu” allows individual user to place only buttons for functions he/she uses frequently, on the menu screen. Your “own screen” starts through authentication, then you can start working smoothly.



Scanning is now much simpler with the automatic recognition of both the orientation and number of printed sides of the original document. The scan data destination is also set automatically during the authentication process. Or, if you prefer, you can select the destination quickly from your send history.

# Cost Efficiency

Helping you take control of your cost structure for higher returns



## Linkage with Remote Authentication Servers

ApeosPort is capable to perform authentication management with user account information from authentication server. This reduces administrative burden without requiring administrators to configure authentication settings for each machine. Available services and colours can be restricted on a user basis. By adding a built-in IC Card Reader\* to the device, IC Card authentication can be used. This feature can also provide access control to specific functions on the device, enhancing both security management and user convenience.

\* Optional.



Built-in IC Card Reader

IC Card Reader

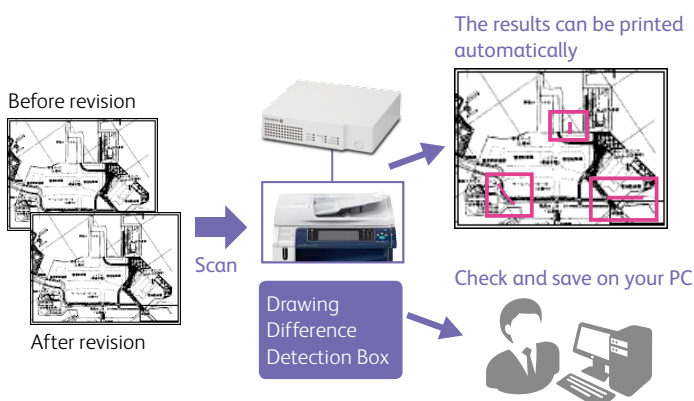
IC Card Reader for HID Prox



External IC Card Reader

## Accurate and Speedy “Difference Check”

The Drawing Difference Detection Box enables users to automatically compare two sets of drawings – to detect any changes, and then print the results with the differences highlighted in specified colours. The results can be exported as a file or printed for reviewing. This can significantly reduce the time required to check any differences visually, and can assist in recognising any omissions.

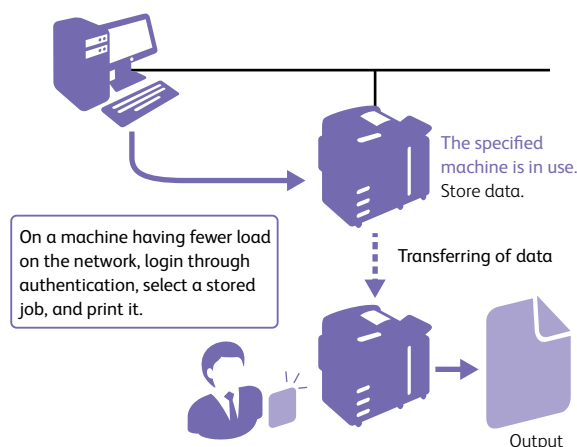


## Printable from Any Machine on Demand

After a job has been sent to the device, users can choose the “Server-less On-demand” feature to print it from any machine on the network on demand, simply by logging on to the machine. Even if the selected device is in use, users can choose their job from another machine and print it. No dedicated server is required for this feature. It is also possible to use up to five devices in this way by grouping them – for example, by floor or workgroup.

\* Optional.

\* To be supported in December 2013.



## Leverage of Timely Information with Paperless Fax

### [Receiving]

Received fax documents can be sorted into different device folders by dial number or G3ID. After viewing the thumbnails, users can choose to print only designated documents. As soon as fax documents are received in a folder, they can also be sent as a fax, printed, sent as an e-mail, transferred via FTP, and transferred via SMB automatically.



### [Sending]

Direct Fax (sending fax directly from PC) can also be used.

### [Reject]

Allows administrators to block incoming faxes from certain numbers and anonymous numbers.

## Offices Using Five or More Devices

By utilising ApeosWare Management Suite, administrators can distribute print drivers, restrict use of the device to certain accounts, gather print counts, improve running efficiency, automate distribution processes and manage job logs. These applications make it a simple task to plan and manage usage of the device, while maintaining full security.

\* Software sold separately.



# Productivity

Improving your business performance and uptime

## Tablet device can also be used for printing.

You can also use your iPhone or iPad, or Android™ device to print via a wireless LAN access point. This ensures more smooth and speedy leverage of information.



## The easy-to-use control

Panel can be set to use single-touch, easily recognisable icons for frequently used functions. Four different gestures — tap, double-tap, drag and flick — can be used to scroll and switch pages smoothly and quickly.



### Flick

Touch the screen with your finger, and simply swipe the screen with your finger to scroll and switch pages.



### Drag

Touch and hold a control such as buttons with your finger, and then slide your finger to move it.



### Tap/Double-tap

Tap the screen (twice) with your finger to make a selection or decision.



## Various File Formats and Processing Supported

Users can convert scanned documents and data to numerous file formats including TIFF, JPEG, DocuWorks document, PDF and XPS\*<sup>1</sup> before you send them by email. OCR processing can assist in searching for and compressing documents to reduce their size for e-mail communications \*<sup>2</sup>, and password settings can also be set.

\*<sup>1</sup>: Stands for XML Paper Specification

\*<sup>2</sup>: Optional. The Advanced Scan Kit is required.

## Conversion to Editable Word and Excel® Files

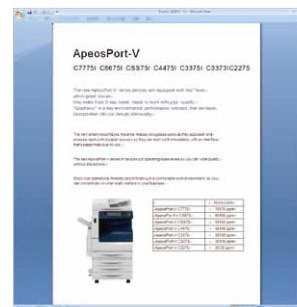
Scanned data can also be converted to files in Word or Excel® format, and hardcopy documents can be converted into editable digital documents. The ApeosPort-V series devices can also convert tables and illustrations to objects suitable for reproduction with Word and Excel®.

\* Optional. The Advanced Scan Kit is required.

An auxiliary function that allows you to reuse materials such as text, tables, shapes, and photos on paper documents. However, we cannot guarantee the accuracy when they are reused.



Output media



Word data

## Remote Power Control (Power Off)

Devices located some distance from system administrators may be switched off remotely by PC. In large facilities such as a campus or factory building, this function can reduce the time and labour required to walk to every device and switch it off individually.



## A Wider Product Lineup for Effective Deployment and Management

The series, that are proud of high environmental performance thanks to the technologies such as an IH fuser and LED print head they adopt, now cover 25 up to 70 sheets/minute. Thus users can share common operability and consumables among several machines, if introduced. The machines, having instantaneous force to wake up from Sleep Mode in 3.1 seconds, will answer the requirements for high-speed processing and strategic deployment.

\* For ApeosPort-V C3375/C3373/C2275. 10.5 seconds for ApeosPort-V C5575/C4475. 14.0 seconds for ApeosPort-V C7775/C6675.



## Duplex Automatic Document Feeder Offering High Productivity

Duplex Automatic Document Feeder on the machine is equipped with the “one path duplex scanning feature” to scan both sides of a duplex document at one time, realizing high speed scanning of 150 pages/minute\* for both colour and monochrome originals. Besides holding up to 130 sheets of documents, the light weight design, weighing only 11 kg, assists smooth operation for users to open/close it. This provides offices with high productivity.

\* 160 pages/minute when Quiet Mode is set to OFF.

## Support for banner printing

You can now print beautiful posters in your office with the ApeosPort-V series of devices. They are capable of handling paper sizes up to 1,200mm x 297mm, opening up a range of new print and copy possibilities.

## Light and Heavy Paper Support

The ApeosPort-V series can handle a wider range of paper weights than ever before. The standard paper tray supports weights from 52gsm up to 300gsm. This provides opportunities to create a broad range of business documents and reports, as well as marketing materials such as journals and POS material.

## Hole punched paper and envelope are also supported

Punched paper suitable for filing is supported. Also, no wrinkles occur during printing on envelope of up to 70 gsm, which is usually used.

## Use of Mobile Devices Boosts Your Business

### Save/Print Using a USB Memory

You can save scanned data directly into the USB memory, and print documents and captured records directly from the USB memory.



\* Optional.

### Direct Access from Device to Cloud

By registering documents to “Working Folder”, a cloud service offered by Fuji Xerox, users can view documents from their smartphones and tablet devices, even while they are away from their office. Faxed and scanned documents can also be registered directly from the device to Working Folder, so that several people can share the information quickly.

\* To use this function, the Working Folder Service Contract must be signed.

### Print from Your Smartphones and Tablet Devices

By using Print Utility for iOS/Android™ \*1, you can print web pages, photos, and contacts\*2 etc. from your iPhone or iPad, or Android™ device via a wireless LAN access point. Linking the machine with DocuWorks Viewer Light for iPhone /iPad allows you to print DocuWorks documents and PDF documents as well.

\*1: Print Utility for iOS and Print Utility for Android™ can be downloaded for free from App Store and Google Play™, respectively.

\*2: Print Utility for iOS only.



# Sustainability

Building your business for a secure and sustainable future



## "Real Green" Solutions

Fuji Xerox is committed to real, measurable green solutions in office environments. These can be achieved while at the same time improving user convenience and efficiency during operations.



## "Smart Energy Management" for Specific Power Use

The new ApeosPort-V series uses Smart Energy Management to power only the functions requested by users. This reduces power consumption and CO<sub>2</sub> emissions. To minimise noise, the scanning and output devices do not generate noise when not operating.

## Fast Wake-up of Control Panel

Thanks to Smart Energy Management, the control panel is displayed within two seconds, even during wake-up from Sleep Mode.

## From Sleep to Awake Instantly

Fuji Xerox has achieved a fast wake-up by improving the software initialisation process. Thanks to Smart Energy Management, users can adjust settings while the device wakes up. The machine responds almost immediately on demand.

\* For ApeosPort-V C3375/C3373/C2275. 10.5 seconds for ApeosPort-V C5575/C4475. 14.0 seconds for ApeosPort-V C7775/C6675.

## Adoption of LED to Save Energy yet Output Higher Quality

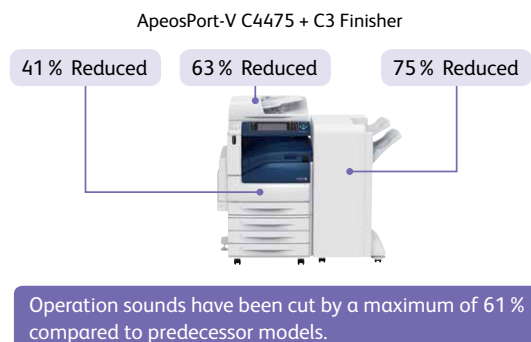
Fuji Xerox has utilised LED technology for the exposure unit for low power consumption and a smaller print head, which can image at 1,200 x 2,400dpi. It also uses fewer moving parts, so it is quieter during operation.

## A Quiet Environment for Greater Efficiency

Fuji Xerox continually addresses the problem of noise in the business environment. We have introduced advanced technologies to our "Quiet Flagship Model" such as the Duplex Automatic Document Feeder\*, incorporating new image processing.

\* DADF B1-PC has achieved an 63 % improvement in quietness compared to conventional models.

### Example Quietness Model



## Excellent TEC Value

The ApeosPort-V series has achieved 0.99 kWh\*<sup>1</sup> for TEC value\*<sup>2</sup>, conforming to International Energy Star Program standards and reducing power consumption.

\*<sup>1</sup>: For ApeosPort-V C2275 CPS Model.

\*<sup>2</sup>: Value measured by the test defined in International Energy Star Program.

TEC value	CPS Model
	ApeosPort-V C2275 0.99 kWh
	ApeosPort-V C3373 1.25 kWh
	ApeosPort-V C3375 1.42 kWh
	ApeosPort-V C4475 2.11 kWh
	ApeosPort-V C5575 2.66 kWh
	ApeosPort-V C6675 3.52 kWh
	ApeosPort-V C7775 3.73 kWh

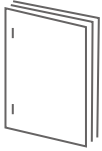


# Extra Functionality in Finishing



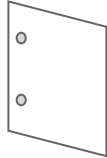
A “Z Fold” folding capability is now available.

Further Finishing Functions with Introduction of C3 Finisher that supports “Z Tri-fold”



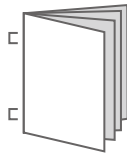
## Stapling

Stapling multiple pages documents, such as meeting materials into sets, is available.



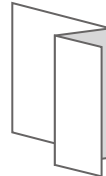
## Punch

A hole punch process can be used for filing documents in binders.



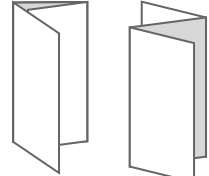
## Saddle stitching

This bi-fold and stapling process is ideal for creating catalogues and booklets.



## Z Fold






Z Fold is a useful method to combine A3 documents into A4 size.



## Tri-fold

The C-fold is useful when creating materials enclosed in envelopes.

\* Folder Unit CD1 is required.

	Finisher A1	Finisher B1 + Booklet Maker Unit for Finisher-B1	C3 Finisher	C3 Finisher with Booklet Maker	C3 Finisher with Booklet Maker + Folder Unit CD1
					
Stapling thickness	50 sheets	50 sheets	50 or 65 sheets* <sup>4</sup>	50 or 65 sheets* <sup>4</sup>	50 or 65 sheets* <sup>4</sup>
Punch	—	2/4 hole punch* <sup>1</sup> or 2/3 hole punch* <sup>2</sup>	2/4 hole punch* <sup>5</sup> or 2/3 hole punch* <sup>6</sup>	2/4 hole punch* <sup>5</sup> or 2/3 hole punch* <sup>6</sup>	2/4 hole punch* <sup>5</sup> or 2/3 hole punch* <sup>6</sup>
Saddle stitching	—	○* <sup>3</sup>	—	○	○
Bi-fold	—	○* <sup>3</sup>	—	○	○
Tri-fold	—	—	—	—	○* <sup>8</sup>
Z Fold	—	—	—	—	○* <sup>8</sup>
Tray capacity* <sup>7</sup>	Output tray	—	500 sheets	500 sheets	500 sheets
	Finisher tray	500 sheets	3,000 sheets	1,500 sheets	1,500 sheets

\*1: 2/4 Hole Punch Kit for Finisher-B1 is required.

\*2: US 2/3 Hole Punch Kit for Finisher-B1 is required.

\*3: Booklet Maker Unit for Finisher-B1 is required. For the features of saddle stitching or bi-folding, Finisher B1 does not perform folding but perform scoring.

\*4: C3 Finisher Staple Unit 65 Sheets is required.

\*5: Punch Unit 2H/4H is required.

\*6: Punch Unit US 2H/3H is required.

\*7: 64gsm paper

\*8: Folder Unit CD1 is required.

Note: C3 Finisher or C3 Finisher with Booklet Maker requires Transport Unit H1.

## Classifying of the Destination Trays

When Inner Output Tray ① or Side Tray ② is attached, tray can be specified per job, i.e. Copy, Print, or Fax. If your organization has several fax lines, tray can also be assigned for each line.



## High-Capacity Feed

The new ApeosPort-V series uses Tandem Tray ③, which can accommodate up to 3,090 sheets. In addition, an optional High Capacity Feeder which can hold up to 2,030 sheets\* of A4-size media (one tray) ④ is available. It supports large-volume output demands.



\* 80gsm paper.

Specifications of ApeosPort-V C7775 / C6675 / C5575 / C4475 / C3375 / C3373 / C2275

Basic Specifications/Copy Function

Item		ApeosPort-V C7775	ApeosPort-V C6675	ApeosPort-V C5575	ApeosPort-V C4475	ApeosPort-V C3375	ApeosPort-V C3373	ApeosPort-V C2275	
Type		Console							
Memory Capacity		4 GB							
Hard Disk Capacity* <sup>1</sup>		160 GB or larger (Usable space: 128 GB)							
Colour Capability		Full colour							
Scanning Resolution		600 x 600 dpi							
Printing Resolution		1,200 x 2,400 dpi (High Resolution Photo), 600 x 600 dpi (Text/Text-Photo/Photo/Map)							
Warm-up Time		30 seconds or less (20 degrees Celsius room temperature). 24 seconds or less if the main power is on (20 degrees Celsius room temperature)							
Original Size		Maximum of 297 x 432 mm (A3, 11 x 17") for both Sheet and Book							
Paper Size	Max	SRA3 (320 x 450 mm), 12.6 x 17.7" (320 x 449.6 mm), 12 x 18" (304.8 x 457.2 mm), A3 [12 x 19" (304.8 x 482.6 mm) when using Bypass Tray]							
	Min	A5 [Postcard and Quadrate NO.3 Envelope (120 x 235 mm) when using Bypass Tray]							
	Image loss width	Lead edge 4 mm or less, trail edge 2 mm or less, and right&left 2 mm or less							
Paper Weight* <sup>2</sup>	Paper Tray	52 - 300 gsm							
	Bypass Tray	52 - 300 gsm							
First Copy Output Time* <sup>3</sup>		B/W: 3.3 sec. Colour: 4.1 sec.	B/W: 3.3 sec. Colour: 4.1 sec.	B/W: 3.7 sec. Colour: 5.2 sec.	B/W: 4.4 sec. Colour: 5.7 sec.	B/W: 4.9 sec. Colour: 6.4 sec.	B/W: 4.9 sec. Colour: 6.4 sec.	B/W: 6.6 sec. Colour: 8.7 sec.	
Continuous Copy Speed* <sup>4</sup>	A4 LEF/ B5 LEF	B/W: 70 ppm Colour: 70 ppm	B/W: 65 ppm Colour: 65 ppm	B/W: 55 ppm Colour: 50 ppm	B/W: 45 ppm Colour: 45 ppm	B/W: 35 ppm Colour: 35 ppm	B/W: 30 ppm Colour: 30 ppm	B/W: 25 ppm Colour: 25 ppm	
		B/W: 50 ppm Colour: 50 ppm	B/W: 46 ppm Colour: 46 ppm	B/W: 39 ppm Colour: 36 ppm	B/W: 32 ppm Colour: 32 ppm	B/W: 27 ppm Colour: 27 ppm	B/W: 23 ppm Colour: 23 ppm	B/W: 19 ppm Colour: 19 ppm	
	B4	B/W: 40 ppm Colour: 40 ppm	B/W: 37 ppm Colour: 37 ppm	B/W: 32 ppm Colour: 29 ppm	B/W: 26 ppm Colour: 26 ppm	B/W: 23 ppm Colour: 23 ppm	B/W: 20 ppm Colour: 20 ppm	B/W: 16 ppm Colour: 16 ppm	
		A3	B/W: 35 ppm Colour: 35 ppm	B/W: 32 ppm Colour: 32 ppm	B/W: 27 ppm Colour: 25 ppm	B/W: 22 ppm Colour: 22 ppm	B/W: 20 ppm Colour: 20 ppm	B/W: 17 ppm Colour: 17 ppm	B/W: 14 ppm Colour: 14 ppm
	Paper Tray Capacity* <sup>5</sup>	Standard	[ C7775/C6675/C5575/C4475/C3375/C3373/C2275 ] 500 sheets x 2 Tray + 867 sheets + 1,133 sheets + Bypass Tray 90 sheets [ C5575/C4475/C3375/C3373/C2275 ] 4 Tray Model: 500 sheets x 4 Tray + Bypass Tray 90 sheets						
		Optional	HCF B1: 2,030 sheets						
		Maximum Paper Capacity	[ C7775/C6675/C5575/C4475/C3375/C3373/C2275 ] 5,120 sheets (Tandem Tray Model + High Capacity Feeder B1) [ C5575/C4475/C3375/C3373/C2275 ] 4,120 sheets (4 Tray Model + High Capacity Feeder B1)						
	Output Tray Capacity* <sup>5/6</sup>		250 sheets (A4 LEF), 125 sheets (A3)						
Power Source		AC220-240V±10%, 10A, 50/60 Hz±3% common							
Power Consumption		2.2kW or less (AC220V±10%) 2.4kW or less (AC240V±10%) Sleep mode: 1.3W or less (AC220V±10%) Standby mode: 119W or less		2.2kW or less (AC220V±10%) 2.4kW or less (AC240V±10%) Sleep mode: 1.3W or less (AC220-240V±10%) Standby mode: 105W or less		2.2kW or less (AC220V±10%) 2.4kW or less (AC240V±10%) Sleep mode: 1.3W or less (AC220V±10%) Standby mode: 56W or less			
Dimensions		[ C7775/C6675/C5575/C4475/C3375/C3373/C2275 ] W 640 x D 699 x H 1,143 mm (when Duplex Automatic Document Feeder B1-PC is installed) [ C3375/C3373/C2275 ] W 640 x D 699 x H 1,128 mm (when Duplex Automatic Document Feeder B1-C is installed)							
Weight* <sup>7</sup>		140 kg (With Duplex Automatic Document Feeder B1-PC)		128 kg* <sup>8</sup> (With Duplex Automatic Document Feeder B1-PC)		126 kg* <sup>8</sup> (With Duplex Automatic Document Feeder B1-C) 130 kg* <sup>8</sup> (With Duplex Automatic Document Feeder B1-PC)			

\*1: Not all of the hard disk capacity is actually available for users. \*2: Use Fuji Xerox recommended paper. Documents may not be printed correctly depending on usage conditions. \*3: B/W: A4 LEF/Monochrome priority mode, Colour: A4 LEF/Colour priority mode \*4: The speed may be reduced due to the image quality adjustment. \*5: 80gsm Paper. \*6: When the Inner Output Tray is installed, the center tray capacity is 250 sheets (A4 LEF) and the Inner Output Tray capacity is 250 sheets (A4 LEF). \*7: Excluding Toner Cartridge. \*8: With the 3 Tray Module

HCF B1 (Optional)

Item	Description
Paper Size / Paper Weight	A4 LEF, Letter LEF, B5 LEF, 55 - 216 gsm
Feeding Capacity*1 / Number of Tray	2,030 sheets x 1-tray
Dimensions / Weight	W 389 x D 610 x H 380mm, 29 kg
Space Requirement (When connected to the main unit)*2	W 1,064 mm x D 699 mm

\*1: 80gsm paper. \*2: Main Unit + HCF B1; When the Bypass tray is fully extended and the stopper of DADF is turned on.

Print Function

Item		Description	
Type		Built-in type	
Continuous Print Speed*1			Same as the Basic Specifications / Copy Function
Printing Resolution	Output Resolution	1,200 x 1,200 dpi, 1,200 x 2,400 dpi	
	Data Process Resolution	Standard: 600 x 600 dpi, High Resolution: 600 x 600 dpi, High Definition: 1,200 x 1,200 dpi	
PDL	Standard	PCL5/ PCL6	
	Optional	Adobe® PostScript® 3™	
Supported Operating System*2	Standard	[PCL6] Windows® XP, Windows Server® 2003 (32-bit) Windows Vista® (32-bit), Windows Server® 2008 (32-bit) Windows® 7 (32-bit), Windows® 8 (32-bit) Windows® XP Professional (64-bit), Windows Server® 2003 (64-bit) Windows Vista® (64-bit), Windows Server® 2008 (64-bit) Windows® 7 (64-bit), Windows Server® 2008 R2 (64-bit) Windows® 8 (64-bit), Windows Server® 2012 (64-bit) [Mac OS X Driver] Mac OS X 10.5/10.6/10.7/10.8	
	Optional	[Adobe® PostScript® 3™ Driver] Windows® XP, Windows Server® 2003 (32-bit) Windows Vista® (32-bit), Windows Server® 2008 (32-bit) Windows® 7 (32-bit), Windows® 8 (32-bit) Windows® XP Professional (64-bit), Windows Server® 2003 (64-bit) Windows Vista® (64-bit), Windows Server® 2008 (64-bit) Windows® 7 (64-bit), Windows Server® 2008 R2 (64-bit) Windows® 8 (64-bit), Windows Server® 2012 (64-bit) Mac OS X 10.4.11/10.5/10.6/10.7/10.8	
Interface	Standard	Ethernet 100BASE-TX/10BASE-T, USB2.0	
	Optional	Ethernet 1000BASE-T, Bidirectional Parallel (IEEE1284-B)	

\*1: The speed may be reduced due to the image quality adjustment. The speed may also be reduced depending on the document attributes. \*2: See our official website for the latest supported OS.

Scan Function

Item	ApeosPort-V C7775	ApeosPort-V C6675	ApeosPort-V C5575	ApeosPort-V C4475	ApeosPort-V C3375	ApeosPort-V C3373	ApeosPort-V C2275
Type	Colour Scanner						
Scanning Resolution	600 x 600 dpi, 400 x 400 dpi, 300 x 300 dpi, 200 x 200 dpi						
Original Scanning Speed*1	Duplex Automatic Document Feeder B1-C	—			B/W: 70 ppm, Colour: 70 ppm [Fuji Xerox standard paper (A4 LEF), 200dpi, to confidential box.]		
	Duplex Automatic Document Feeder B1-PC*2	B/W: 80 ppm Colour: 80 ppm 1 pass, 2 sided scanning B/W: 80 ppm Colour: 80 ppm 1 pass, 2 sided scanning B/W: 160 ppm Colour: 160 ppm	B/W: 80 ppm Colour: 80 ppm 1 pass, 2 sided scanning B/W: 150 ppm*3 Colour: 150 ppm*3 [Fuji Xerox standard paper (A4 LEF), 200dpi, to confidential box.]				
Interface	Standard	Ethernet 100BASE-TX/10BASE-T					
	Optional	Ethernet 1000BASE-T					

\*1: The scanning speed varies depending on the documents. \*2: Simplex scanning speed of Duplex Automatic Document Feeder B1-PC is reduced when Paper Security Function is enabled. \*3: 160 ppm for both B/W and colour when Quiet Mode is disabled. For ApeosPort-V C6675/C5575/C4475/C3375/C3373/C2275, Quiet Mode is enabled by factory default. This setting can be changed to suit the customer's usage.

Fax Function (Optional)

Item	Description
Document Size	Max: A3, 11 x 17", Long document (Longest 600 mm)
Recording Paper Size	Max: A3, 11 x 17" Min: A5
Transmission Time	2 seconds and more but fewer than 3 seconds*1
Transmission Mode	ITU-T G3
Applicable Lines	Telephone subscriber line, PBX, fax communication (PSTN), maximum 3 ports *2 (G3-3 port)

\*1: When A4 size document with approximately 700 characters is transmitted in standard image-quality (8 x 3.85 lines/mm) and in high-speed mode (28.8kbps or faster, JBIG). Only indicates the time for transmitting the image information and does not include the communication control time. The total communication time will vary depending on the contents of the document, the type of machine receiving the fax, and line condition. \*2: No.of FAX lines is up to 3 ports. Port refers to number of channels for FAX.

Side Tray (Optional)

Item	Description
Paper Size / Paper Weight	Same as the Basic Specifications / Copy Function
Paper Capacity*1	100 sheets
Dimensions / Weight	W 274 x D 469 x H 128mm, 1kg
Space Requirement (When connected to the main unit)*2	W 1,064 x D 699 mm

\*1: 64gsm paper. \*2: Main Unit + Side Tray; When the Bypass tray is fully extended and the stopper of DADF is turned on.

Duplex Automatic Document Feeder B1-C

Item	ApeosPort-V C3375	ApeosPort-V C3373	ApeosPort-V C2275
Original Size / Paper Weight	Max: A3, 11 x 17"; Min: A5* <sup>1</sup> 38 - 128 gsm (In Duplex: 50 - 128 gsm)		
Capacity* <sup>2</sup>	110 sheets		
Feeding Speed (A4 LEF Simplex)	B/W: 35 ppm Colour: 35 ppm	B/W: 30 ppm Colour: 30 ppm	B/W: 25 ppm Colour: 25 ppm
Dimensions / Weight	W 560 x D 498 x H 125 mm, 8 kg		

\*1: Nonstandard size single-sided mode: 125 x 85mm. \*2: 64gsm paper.

Duplex Automatic Document Feeder B1-PC (Optional)

Item	ApeosPort-V C7775	ApeosPort-V C6675	ApeosPort-V C5575	ApeosPort-V C4475	ApeosPort-V C3375	ApeosPort-V C3373	ApeosPort-V C2275
Original Size / Paper Weight	Max: A3, 11 x 17"; Min: A5* <sup>1</sup> 38 - 128 gsm (In Duplex: 50 - 128 gsm)						
Capacity* <sup>2</sup>	130 sheets						
Feeding Speed (A4 LEF Simplex)	B/W: 70 ppm Colour: 70 ppm	B/W: 65 ppm Colour: 65 ppm	B/W: 55 ppm Colour: 50 ppm	B/W: 45 ppm Colour: 45 ppm	B/W: 35 ppm Colour: 35 ppm	B/W: 30 ppm Colour: 30 ppm	B/W: 25 ppm Colour: 25 ppm
Dimensions / Weight	W 560 x D 498 x H 140mm, 11 kg						

\*1: Nonstandard size single-sided mode: 125 x 85mm. \*2: 64gsm paper.

Finisher-A1 (Optional)

Item	Description
Type	Sort (Offset available) / Stack (Offset available)
Paper Size	Max: A3, 11 x 17"; Min: Postcard
Paper Weight* <sup>1</sup>	52 - 220 gsm
Paper Capacity* <sup>2</sup>	Finishing Tray [Without Stapling] A4: 500 sheets; B4: 250 sheets; A3 or larger: 200 sheets.; Mixed Size Stacking* <sup>3</sup> : 250 sheets [With Stapling] 30 copies
Staple	Capacity A4: 50 sheets (90 gsm or less), B4 or larger: 30 sheets (90 gsm or less) Paper Size Max: A3, 11 x 17"; Min: B5 LEF Position Single stapling (Front/Angled)
Dimensions / Weight	W 559 x D 448 x H 246mm, 12 kg

\*1: Documents may not be printed correctly depending on usage conditions. (52 - 55 gsm) \*2: 64gsm paper. \*3: When larger size sheets are stacked on top of smaller size sheets.  
Note: The unit cannot be installed on ApeosPort-V C7775/C6675/C5575/C4475.

Finisher-B1 (Optional)

Item	Description
Type	Sort (Offset available) / Stack (Offset available)
Paper Size* <sup>1</sup>	Max: A3, 11 x 17"; Min: B5 LEF
Paper Weight* <sup>2</sup>	52 -220 gsm
Paper Capacity* <sup>3</sup>	[Without Stapling] A4: 2,000 sheets; B4 or larger: 1,000 sheets; Mixed Size Stacking* <sup>4</sup> : 300 sheets [With Stapling] A4: 100 copies or 1,000 sheets* <sup>5</sup> , B4 or larger: 75 copies or 750 sheets [With Booklet Finishing]* <sup>6</sup> 50 copies or 600 sheets [With Scoring]* <sup>6</sup> 500 sheets
Staple	Capacity 50 sheets (90 gsm or less) Paper Size Max: A3, 11 x 17"; Min: B5 LEF Position Single stapling (Front/Angled, Back/Straight) or dual stapling (Parallel)
Punch* <sup>7</sup>	Number of Holes 2-hole/4-hole punch or 2-hole/3-hole punch (US Specifications) Paper Size A3, 11 x 17", B4, A4, A4 LEF, Letter, Letter LEF, B5 LEF Paper Weight 55 - 200 gsm
Booklet Finishing* <sup>6</sup>	Capacity Saddle Staple: 15 sheets; Scoring: 5 sheets Paper Size Max: A3, 11 x 17"; Min: A4, Letter Paper Weight Saddle Staple: 64 - 80 gsm, Scoring: 64 - 105 gsm
Dimensions* <sup>8</sup> / Weight	W 620 x D 552 x H 987mm, 28 kg With Booklet Finisher: W 620 x D 597 x H 1,057 mm, 37 kg

\*1: Paper in the sizes larger than A3 or 11 x 17" or smaller than B5 are delivered to the Center Tray.  
\*2: Documents may not be printed correctly depending on usage conditions. (52 - 55 gsm) \*3: 64gsm paper. \*4: When larger size sheets are stacked on top of smaller size sheets. \*5: 75 sets or 750 sheets with dual stapling. \*6: The Booklet Finishing function requires the Booklet Maker Unit for Finisher-B1. After a job with the Booklet Finishing function specified has been output, the next job may not be delivered until the sheets are removed from the output tray. Also, if larger size sheets are stacked on top of smaller size sheets after a job with the Booklet Finishing function specified has been run, the next job may not be delivered until the sheets are removed from the output tray. \*7: The Punch function requires the 2/4 Hole Punch Kit for Finisher-B1 or US 2/3 Hole Punch Kit for Finisher-B1. \*8: Inner connector within the body is excluded.  
Note: The unit cannot be installed on ApeosPort-V C7775/C6675.

Folder Unit CD1 (Optional)

Item	Description
Paper Size	Z Fold Half Sheet A3, 11 x 17", B4 Tri-fold A4, Letter
Paper Weight	Z Fold Half Sheet 90gsm or less Tri-fold 90gsm or less
Power / Maximum power consumption	AC100V +/- 10%, 1.0A, 50/60Hz common, 100W or less
Dimensions / Weight	W 232 x D 726 x H 991mm, 50kg or less

Note: Power supply separate from the main unit is required.

C3 Finisher (Optional)

Item	Description
Type	Output Tray Sort / Stack Finishing Tray Sort (Offset available) / Stack (Offset available)
Paper Size* <sup>1</sup>	Output Tray Max.: 12 x 19" (304.8 x 482.6 mm), Min.: Postcard (100 x 148mm), 8.5 x 5.5" (215.9 x 139.7 mm) Finishing Tray Max: 12 x 19" (304.8 x 482.6 mm), Min: B5, 8 x 10" (203 x 254 mm)
Paper Weight* <sup>2</sup>	Output Tray 52 - 300 gsm Finishing Tray 52 - 300 gsm
Paper Capacity* <sup>3</sup>	Output Tray 500 sheets (A4) Finishing Tray [Without Stapling] A4: 3,000 sheets; B4 or larger: 1,500 sheets; Mixed Size Stacking* <sup>4</sup> : 300 sheets [With Stapling] A4: 200 copies or 3,000 sheets; B4 or larger: 100 copies or 1,500 sheets; Mixed Size Stacking* <sup>4</sup> : 70 copies or 200 sheets
Staple	Capacity 50 sheets (90 gsm or less)* <sup>5</sup> Paper Size Max: A3, 11 x 17"; Min: B5 LEF, 8 x 10" Position Single stapling (front/back, angled), dual stapling (parallel)
Punch	Number of Holes 2-hole/4-hole punch or 2-hole/3-hole punch Paper Size A3, 11 x 17", B4, A4* <sup>6</sup> , A4 LEF, Letter* <sup>6</sup> , Letter LEF, B5 LEF, 7.25 x 10.5", 8 x 10", 16K, Cover A4, 9 x 11", 215 x 315 mm, 8.5 x 13", Legal (8.5 x 14"), 11 x 15", 8K Paper Weight 52 - 220 gsm
Dimensions / Weight	W 730 x D 589 x H 1,056 mm, 44 kg W 965 x D 726 x H 1,056 mm, 98 kg (when Folder Unit CD1 and Punch Unit are installed)

\*1: Paper less than B5 size is delivered from the Center Tray. \*2: Documents may not be printed correctly depending on usage conditions. (52 - 55 gsm) \*3: 64gsm paper. \*4: When larger size sheets are stacked on top of smaller size sheets. \*5: Up to 65 sheets can be stapled when the C3 Finisher Staple Unit 65 Sheets is installed. However, depending on the paper type, incorrect stapling such as uneven edge alignment of sets may occur. \*6: 3-hole punch is not applicable.  
Note: C3 Finisher requires Transport Unit H1.

C3 Finisher with Booklet Maker (Optional)

Item	Description
Type	Output Tray Sort/Stack Finishing Tray Sort (Offset available) / Stack (Offset available) Booklet Tray Sort/Stack
Paper Size* <sup>1</sup>	Output Tray Max: 12 x 19" (304.8 x 482.6 mm); Min: Postcard Finishing Tray Max: 12 x 19" (304.8 x 482.6 mm); Min: B5 Booklet Tray Max: 12 x 18" (304.8 x 457.2mm); Min: B5
Paper Weight* <sup>2</sup>	Output Tray 52 - 300 gsm Finishing Tray 52 - 300 gsm Booklet Tray 52 - 300 gsm
Paper Capacity* <sup>3</sup>	Output Tray 500 sheets (A4) Finishing Tray [Without Stapling] A4: 1,500 sheets; B4 or larger: 1,500 sheets; Mixed Size Stacking* <sup>4</sup> 300 sheets [With Stapling] A4: 200 copies or 1,500 sheets; B4 or larger: 100 copies or 1,500 sheets; Mixed Size Stacking* <sup>4</sup> : 70 copies or 200 sheets Booklet Tray 20 copies* <sup>5</sup>
Staple	Capacity 50 sheets (90 gsm or less)* <sup>6</sup> Paper Size Max: A3, 11 x 17"; Min: B5 Position Single stapling (front/back, angled), dual stapling (parallel)
Punch	Number of Holes 2-hole/4-hole punch or 2-hole/3-hole punch Paper Size A3, 11 x 17", B4, A4* <sup>7</sup> , A4 LEF, Letter* <sup>7</sup> , Letter LEF (8.5 x 11"), B5 LEF, 7.25 x 10.5", 8 x 10", 16K, Cover A4, 9 x 11", 215 x 315 mm, 8.5 x 13", Legal (8.5 x 14"), 11 x 15", 8K Paper Weight 52 - 200 gsm
Booklet Finishing	Capacity Saddle Staple: 16 sheets* <sup>8</sup> ; Fold: 5 sheets; Single Fold: 1 sheet Paper Size Max: SRA3 (320 x 450 mm), 12 x 18" (304.8 x 457.2 mm); Min: B5 Paper Weight Saddle Staple: 60 - 300 gsm* <sup>9</sup> ; Middle-Fold: 60 - 300 gsm; Single Fold: 60 - 220 gsm
Dimensions* <sup>10</sup> / Weight	W 790 x D 589 x H 1,056 mm, 61kg W 1,025 x D 726 x H 1,056 mm, 115kg (when Folder Unit CD1 and Punch Unit are installed)

\*1: Paper less than B5 size is delivered from the Center Tray. \*2: Documents may not be printed correctly depending on usage conditions. (52 - 55 gsm) \*3: 64gsm paper. \*4: When larger size sheets are stacked on top of smaller size sheets. \*5: When the output paper size is the same. \*6: Up to 65 sheets can be stapled when the C3 Finisher Staple Unit 65 Sheets is installed. However, depending on the paper type, incorrect stapling such as uneven edge alignment of sets may occur. \*7: 3-hole punch is not applicable. \*8: 15 sheets when cover is added. The maximum number of sheets allowed for saddle stapling can be changed to up to 25 sheets by our customer engineers. \*9: The basis weight of a cover sheet shall be equal to or less than 300gsm. If the cover sheet of the basis weight in the range of 91-220 gsm is used,the basis weight available for the main unit of the document shall be 64-80 gsm. 12 sheets with a cover. \*10: Inner connector within the body is excluded.  
Note: C3 Finisher with Booklet Maker requires Transport Unit H1.

#### Notes

- 1) If a malfunction occurs with the machine's hard disk or other storage media, any received or stored data including registered configurations may be lost. Fuji Xerox is not responsible for any direct or indirect damages arising from or caused by such data loss.
- 2) The minimum retention period of repair parts is 7 years after discontinuation of machine production.

**Reproduction Prohibitions** Please note that reproduction of the following is prohibited by law: Domestic and overseas bank notes and coins, government-issued securities, national bonds and local bond certificates. Unused postage stamps and post cards. Certificate stamps stipulated by law. The reproduction of works for copyright purposes (literary works, musical works, paintings, engravings, maps, cinematographic works, photographic works, etc.) is prohibited except when they are reproduced personally, at home or within limited range according to the above. This product is equipped with an anti-counterfeit feature. This feature is not intended to prevent illegal reproduction. Be extremely careful about the management of equipment used.



Descriptions in this material, product specifications and / or appearances are subject to change without prior notice due to improvements. Please note that the product colour appears differently from the actual colour as a result of properties of papers or printing ink. Windows is registered trademarks of Microsoft Corporation. Other company names or product names are registered trademarks or trademarks of each company.



#### For Your Safe Use

Before using the product, read the Instruction Manual carefully for proper use.  
Use the product with an appropriate adequate power source and voltage displayed. Be sure to establish a ground.  
In the case of a failure or short circuit, an electric shock may result.



For more information or detailed product specification,  
please call or visit us at

**Fuji Xerox Asia Pacific Pte Ltd**

80 Anson Road #37-00 Fuji Xerox Towers Singapore 079907  
Tel. +65-6766-8888

<http://www.fxap.com.sg/>