

# ApeosPort<sup>®</sup>

C7070 / C6570 / C5570 / C4570 / C3570 / C3070

The Next Evolution | Quality with Versatility



# The Next Evolution

The New ApeosPort devices from Fuji Xerox are designed to accelerate your business evolution, removing technological barriers to add greater flexibility to your work environment.

ApeosPort C7070 / C6570 / C5570 / C4570 / C3570 / C3070 comes with a strong pack of high quality features - From best of the class image resolution, to having a heavily built strong chassis minimizing the vibrations during peak loads.

Accompanied with highest quality standards, ApeosPort C7070 / C6570 / C5570 / C4570 / C3570 / C3070 are truly dynamic in nature. With its versatile feature set of top security certifications, predictive maintenance, automated workflows and multiple finishing options, these device slips right into your work environment.



## 360° data security

Secure data confidentiality, integrity and availability with strong device level encryption, document rights management and potential data backup creation.



## Carefree management

Let Fuji Xerox proactively manage the health of your print device with access to the right resources and on-time insights, while you focus on your core business.



## ApeosPort

C7070 / C6570 / C5570 / C4570 / C3570 / C3070

### Copy/Print

Colour/B&W **70** ppm\*1

### Scan

Colour/B&W **270** ppm\*2

### Printing resolution

**1200×2400** dpi\*3

Mobile supported

Wireless LAN supported

\*1: For C7070, 65 ppm for C6570, 55 ppm for C5570, 45 ppm for C4570, 35 ppm for C3570, 30 ppm for C3070.

\*2: Ppm by single-pass duplex scanning using the Duplex Automatic Document Feeder C2-PC. 154 ppm when using the Duplex Automatic Document Feeder B1-PC.

\*3: Dpi when the document type is set to photo. 600 x 600 dpi for texts, text/photos, and maps.



## End to end automated workflow

The latest multifunction devices share the same intuitive user interface that you have come to know and understand on your smart devices for simple and immersive user experience.

## Borderless workspace

As your business evolves, Fuji Xerox solutions and services helps you with your transition smoothly and seamlessly.



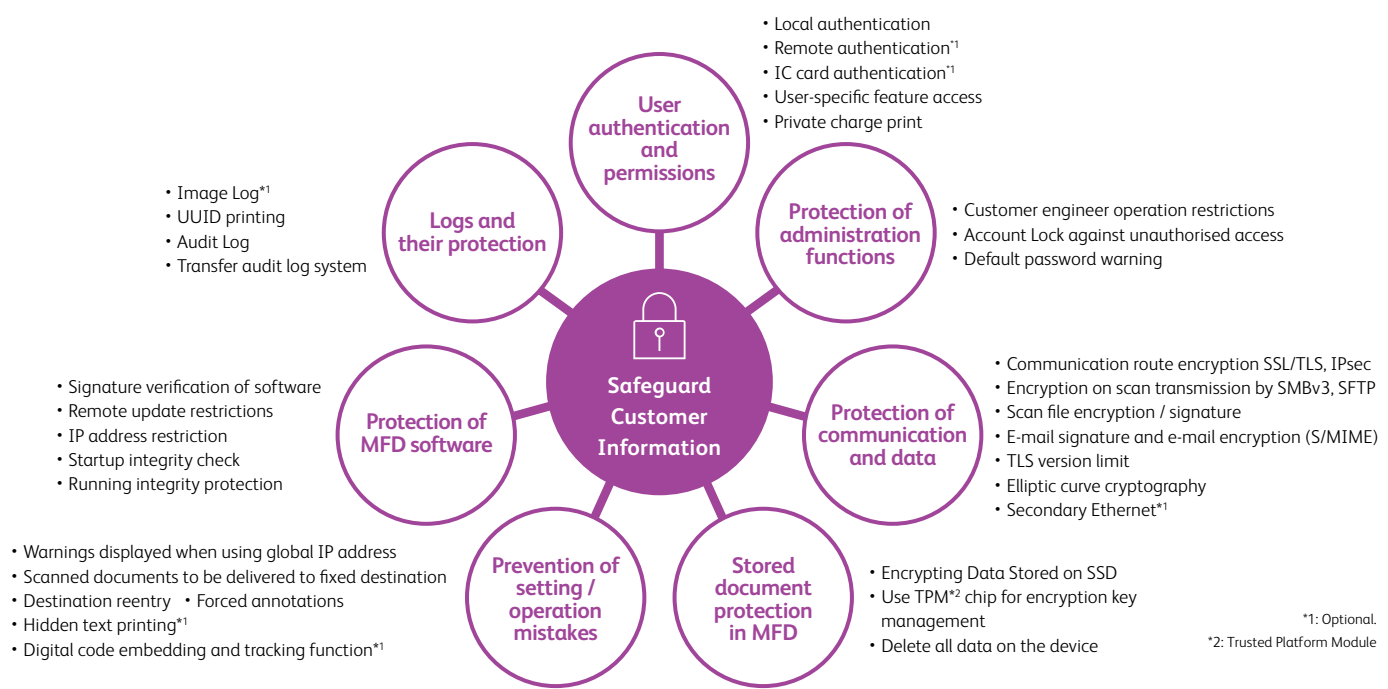
## 360° data security

Fuji Xerox proudly defines its holistic security approach on the basic principles of Confidentiality, Integrity and Availability.

The new ApeosPort series incorporates security features to combat the significant threats facing the entire information management life cycle; starting at device level with document creation, to setting access rights for document sharing both internally and externally, to creating potential backup plans for all scanned documents for business continuity planning.

### ApeosPort is equipped with both user-friendliness and security measures

Comprehensive security measures protect your important information against threats such as unauthorised access, information leakage, and data tampering.





## Server-less authentication

Share user authentication information between multiple multifunction devices without requiring an authentication server. When you register user authentication information and associate it with the IC card ID information, this is stored in the parent ApeosPort device and shares it with linked devices. This makes it easy to use any linked device following authentication procedures, and reduces costs as you do not need a dedicated server.


Note: Server-less authentication is an optional feature.

Note: Server-less authentication requires additional IC card reader.

## Server-less on-demand printing

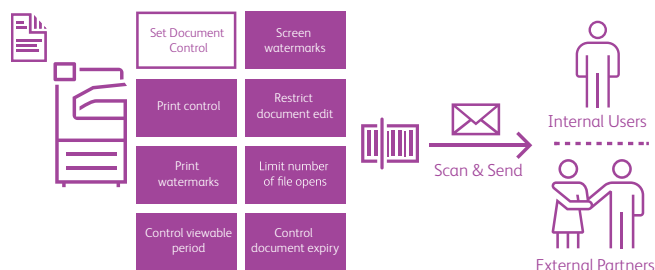
If the multifunction device that you set as the output destination is being used, you can redirect your print job to another multifunction device – saving you time, especially when you are in a hurry. Check the status of your print job on the UI panel before printing using the preview displays, or change settings such as the number of copies, colour mode and one-sided/two-sided output, all from the UI panel. This improves document security and reduces waste from unnecessary printing.

Note: Server-less on-demand printing is an optional feature.



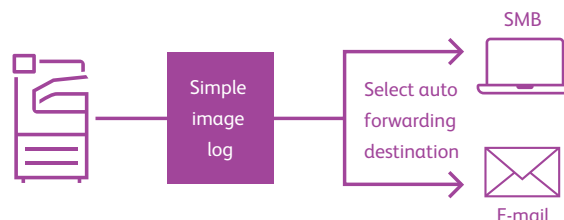
## Document Rights Management

Smart Work Gateway uses data-centric security and Document Rights Management (DRM) to control the use of, modification and distribution of your content. With the use of DRM, your information has the highest security standards, reducing the risk of information leaks. If confidential information leaks do occur, you can respond swiftly - securing your data and identifying the source of the leak. When integrated with the Fuji Xerox ApeosPort, paper documents scanned by the device are secured with the same process as digital documents.



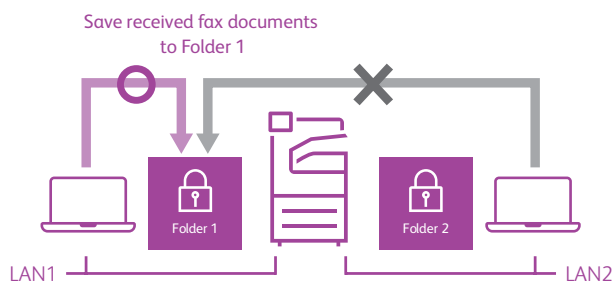
## Image log of transmitted fax document

A simple image log of transmitted fax documents can be retrieved. The same document is automatically transferred to the SMB destination or e-mail destination specified in advance when a fax is sent. By enabling a transmitted fax document image log to be automatically retained, information can be managed, monitored, and tracked without the need to file paper documents. It also reduces the risk of information leaks.



## Secure paperless fax reception

The network that can be used for the device folder where paperless fax documents are saved can now be selected. This enables received fax documents can only be checked with separate networks when using two LANs with a secondary Ethernet or when using two fax lines with a second G3 port.



## Authentication in Azure Active Directory

The ApeosPort devices can integrate with Microsoft Azure Active Directory, a cloud-based identity management service. Azure Active Directory can be used for authenticating to multifunction devices and Fuji Xerox's cloud services.

## Further enhanced security

- Importing a device certificate to a multifunction device, digital signatures and encrypted communication based on S/MIME can be performed when sending e-mail/Internet faxes.
- Attaching a digital signature to scanned documents detects modifications and sender falsification can be prevented.

## Image log\*

Image log enables job logs (including user, usage time, number of copies) and the image itself to be stored and managed, enabling prompt investigation should a confidential document be leaked.

\*: Optional. Requires separately sold ApeosWare Image Log Management software.



## Carefree management

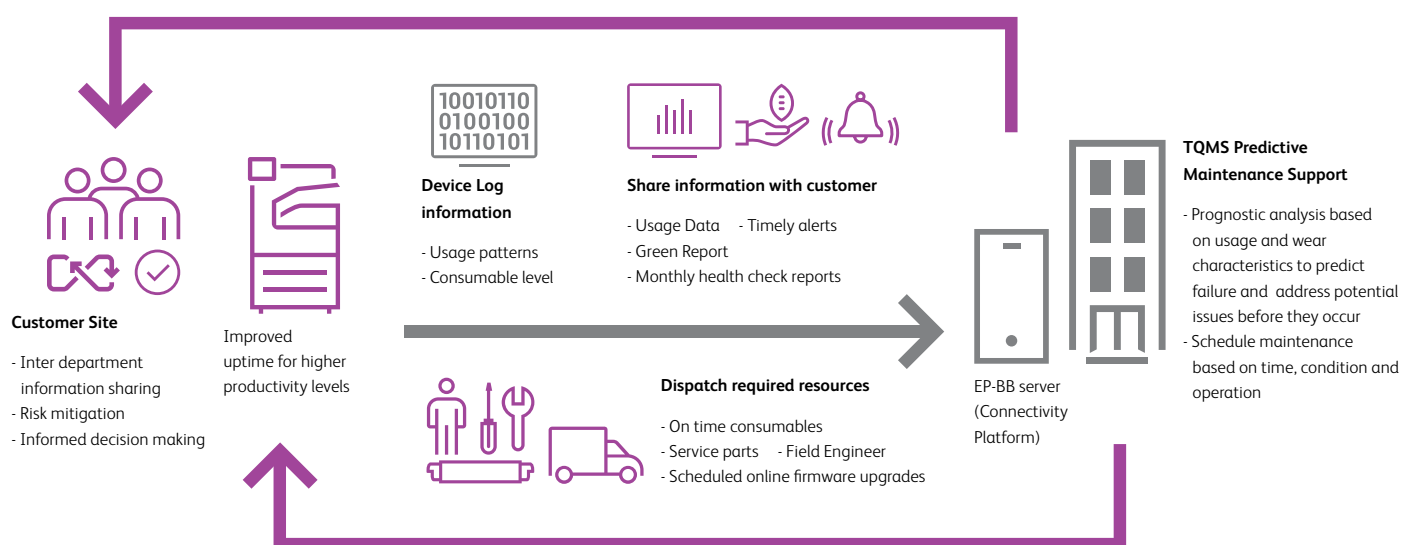
Knowledge is power. However it's the visibility of the right information, at the right time, to the right user which helps define this power.

The new ApeosPort series incorporates a host of services\* that delivers key operating information such as pre-emptive alerts, usage data, and required resources – intelligence that will assist you to mitigate downtime, maximise productivity and increase your operating margin.

\*: Customers need to activate the following Fuji Xerox services (at no extra cost) to receive described benefits.

EP-BB: Electronic Partnership Broad Band service

RDHC: Remote Device Health Check service (Check with local Fuji Xerox office for RDHC service availability in your respective region)



# Self running environment

A joint partnership between customer and Fuji Xerox to create a constant health monitoring system. A predictive approach with timely actions is able to improve overall efficiency while people can focus on their core jobs.

Sense

Predict

Act

Partnership



## Key benefits

### Informed decision making

Single point of management for networked devices including a central collection point for meter data, providing a complete view of the enterprise.

### Knowledge sharing

Automated supply tracking and reordering capability enables end-to-end supply and just-in-time inventory management through continuous device monitoring; Sync Supply chain ordering process with individual departments.

### Better operating margin

Costs are optimised through a centralised approach and enterprise-level view of your printing environment.

### Improved efficiency

Down time is minimised with faster problem response and issue resolution through automated alert features, resulting in greater customer satisfaction.

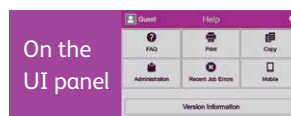
### Visualise usage data to reduce costs

Device Log Service\* visualises the usage of multifunction devices and printers in an office by displaying usage charts in a web browser. It is also possible to display the usage data on the control panel of a multifunction device. The service requires no dedicated server and makes it possible to increase cost awareness among employees while lightening the burden on system administrators.

\*: A cloud service that Fuji Xerox offers. A subscription to the service is additionally needed.

### Easy solutions to help solve problems

From toner replacement to unexpected device failures, most problems can be solved quickly without needing to wait for a customer engineer or sales representative.



### Help information accessible from the control panel and mobile devices assist you to solve problems

On the control panel of a multifunction device, you can search for and find ways to fix your problems. You can also view help information on a mobile device by scanning a QR code displayed on the control panel with the mobile device.

On your mobile device



Remote Assistance



### Remote Assistance is also available to solve problems with the help of operators

If you cannot solve a problem, contact our call center as required. An operator will remotely access your multifunction device and guide you using a finger pointer or pen function on the UI panel.



## End to end automated workflow

A more connected work is the key philosophy behind Fuji Xerox's pursuit to re-define the user experience – and this is embodied in the new ApeosPort series.

Incorporating familiar gestures of tap, swipe and select, and customisation to suit your workflow, the redesigned touch panel is your gateway to a new dimension of operability, with simple distribution and archiving of digitalised documents

## All new User Interface (UI)



### Completely renewed UI panel design

The new UI panel can be operated with a tap and swipe just like a smartphone, adding an intuitive and familiar user experience to device operations. All operations can be completed using a single finger on the 10.1 inch colour touch panel. The improved menu navigation makes finding menu items easy, with fewer steps, improving overall operability.

### Adjustable UI panel angle

A tilt mechanism has been adopted to enable angle adjustment, enabling the screen to be adjusted to avoid light reflections, or for the user to adjust its angle for an easier view.

### Advanced operability

#### Colourful and user-friendly

Each function has been cleverly grouped by colour, allowing easy user recognition. Frequently used basic functions are displayed in the coloured area so they can be easily found and actioned.

#### Easy to find and locate

A hierarchy-free screen structure enables the various settings to be checked in a list. Detailed settings can also be specified via tap and swipe operations with a single finger.

### Support for multiple languages

The device supports multiple languages including Japanese, English, Chinese (simplified/traditional), Korean, Thai, and Vietnamese, and can be easily switched to accommodate different users. Selecting a destination becomes even easier. Destinations can be easily specified from the UI panel when sending.

### Selecting a destination becomes even easier

Destinations can be easily specified from the UI panel when sending a fax, and when sending an email or storing data to your computer when scanning. With the uniform display, only the usable functions and destinations will be displayed according to what you have entered. Even if you are unaccustomed to operating this device, you should be able to specify your destination without worries.





## Multifunction devices learn your habits

ApeosPort devices learn your habits -- your preferred features, settings, etc. You can also customise the operation screen displayed after authentication to your needs as well as the common operation screen.

### Custom home screen and feature list



Move an icon just by dragging/dropping while long tapping it.

You can specify the icons (apps) and their arrangement on the home screen or features and their order on lists displayed on job screens with an easy, intuitive operation. You can also hide the features you do not need.

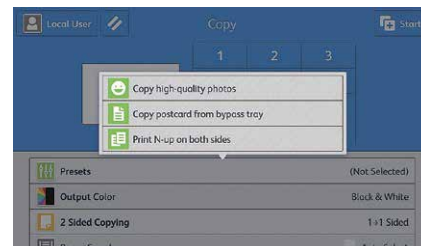
### Complete routine tasks with one touch



A desired colour, design, and name can be specified for an icon.

Your preferred features and settings can be registered to appear on the home screen as one-touch apps. Just tapping a one-touch app completes your routine task.

### Support non-routine tasks with high flexibility



Settings like the N-up option and number of copies can be changed every time a preset is selected.

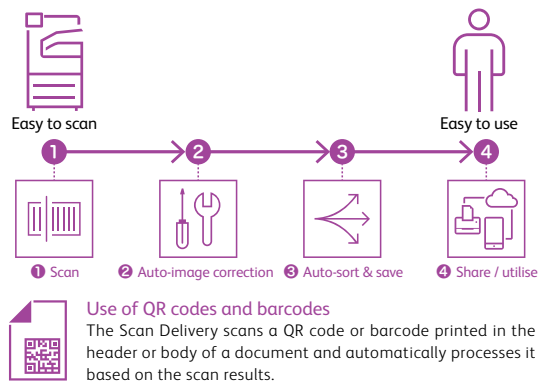
Saving the settings as a preset eliminates the trouble of specifying complicated settings each time. Every time the preset is selected, you can tailor the settings to the preferences at that time, which streamlines your work process.

## Automated workflow

### Automate scan processes for regular work tasks

Using the Scan Delivery\* automates the process of scanning and saving documents to predefined destinations according to the rules specified for each task or document type, eliminating the need to manually specify file names or formats and perform OCR processing\*. You can also extract characters from certain areas of a document and use them for the folder or file name.

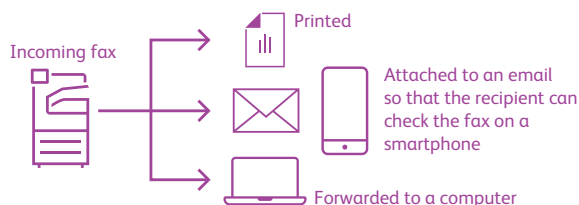
\*: Optional.



### Fax settings that lead to reduced waste and higher efficiency

By configuring the Paperless Fax settings, you can store received faxes in folders so that only necessary faxes are printed after being checked on the control panel. Faxes can also be forwarded to your smartphone. With an optional kit, you can also sort them by fax number, received date, or person in charge and switch the behaviour of a multifunction device. With one touch, you can change the setting to forward incoming faxes by email, which allows you to check them from outside the office.

- Minimising paper output
- Checking incoming faxes outside the office
- Automatic sorting and forwarding
- Changing the behaviour of a multifunction device when a fax is received depending on the time of day



## Intelligent scanning

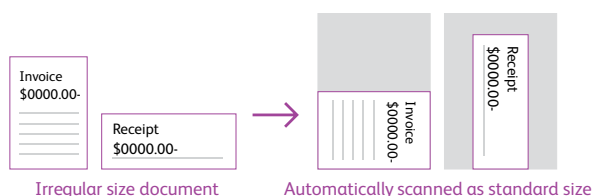
### Simple scanning for workflows

**Convert Scanned documents automatically to a pre-specified file format and destination.** Once a file format and destination is registered, select the workflow button and scan the document. Add a file name by adding a document type and date to a user-defined string set on a PC, great for routine work. Efficiency in managing and utilising contracts and bills, etc. is dramatically increased.

Note: Optional.

### Smoothly scanning of irregular sizes

Irregular and small size paper documents can be automatically adjusted to the closest standard size just by scanning with the duplex automatic document feeder. Easily scan receipts and order slips without entering each individual document size.



### Various scan functions

#### Supporting a wide range of file formats and processes

Emailed or scanned data can be converted to TIFF, JPEG, DocuWorks or PDF formats. The device also offers OCR processing\* enabling convenient searching. Data size can be compressed to reduce network load, and a password can also be set.

\*: Optional.

### Even easier personalised scanning

The "ScanAuto" function automatically selects the correct size/ simplex/duplex/orientation of your document, simply by pressing the start button. Also, when using the authentication function, your e-mail address is automatically set as the destination just by opening ScanAuto, eliminating the need to enter the destination.



## Borderless workspace

With the ever evolving world of connectivity, Fuji Xerox is continuously working towards helping our customers achieve a common vision of seamless workflow integration to overcome redundancies, reduce turnaround times and the flexibility of working anytime, anywhere.

Connect the new ApeosPort series with existing document workflows over cloud services and internal processes to achieve an optimum level of scalability for enhanced productivity.

## Mobility

### Near Field Communication (NFC)

The Fuji Xerox ApeosPort series offers NFC technology as a standard, for simplifying the print and scan process. Using NFC technology, a contactless communication can be established between a mobile and the multifunction device.

### Wireless LAN Kit\*

Adding Wireless LAN kit option, provides customer with a choice of further securing their print environment by providing separate printing options to their guests and employees respectively.

\*: Optional.

### Print Utility

Fuji Xerox Print Utility enables users to print directly from iOS or Android™ devices, putting mobile printing and scanning convenience at your fingertips. Print stored photo albums, web pages or shoot and print on the go from your iOS or Android™ device. Simply wave your NFC enabled mobile device on the multifunction device to automatically launch Print Utility and you are ready to print or scan.



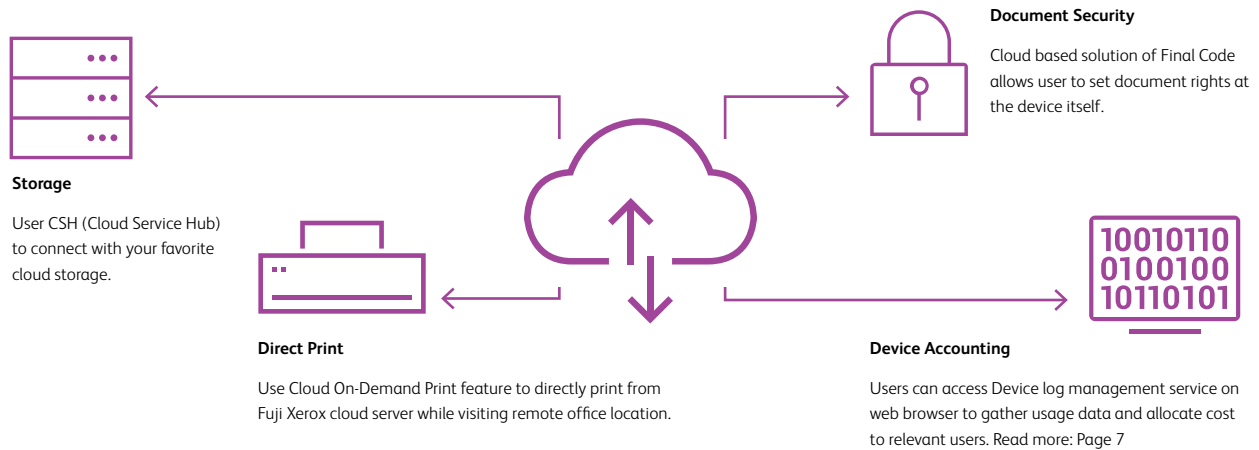
### Portable UI

Your smartphone (iOS and Android™) can be used as a portable UI panel. Simply set a job on your smartphone and touch the NFC (near field communication) reader of the multifunction device to perform basic operations such as copy, scan and fax (Store to Folder or E-mail).

### Up to 30 favorites can be registered

Portable UI for Business enables up to 30 frequently used sets of settings to be registered as favorites. These settings can be recalled with a single touch. The destination for sending faxes or saving scanned data can also be registered for added convenience.

# Fuji Xerox Cloud Services



## Secure, easy printing when away from office

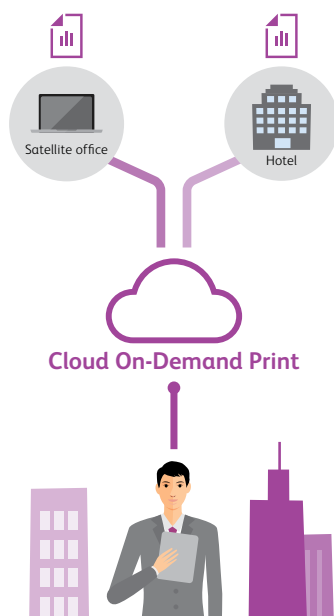
### Inconveniences we hear

- When I need to print away from my office, it is troublesome to ask someone else to print for me by sending the file by e-mail or handing a USB flash memory, or installing a printer driver to my laptop.
- When conducting business with people from different departments, the required materials and corrected documents after meetings cannot be immediately printed because there is no LAN environment that can be commonly used.

As long as there is an Internet connection, Cloud On-Demand Print can be used to easily print via the cloud at external offices.

### Cloud On-Demand Print

Register documents on a cloud server from a computer or mobile device and print them from a multifunction device at the location using an ID and password. There is no risk of losing data and you do not need a dedicated driver. The required documents can be printed easily and securely when away from the office.



## More efficient digitisation processes

### Inconveniences we hear

- We would like to switch to file sharing on the cloud but are concerned about whether scanning and searching will remain as smooth as before
- A large amount of time and effort is spent on entering and filing large amounts of accounting vouchers to accounting software

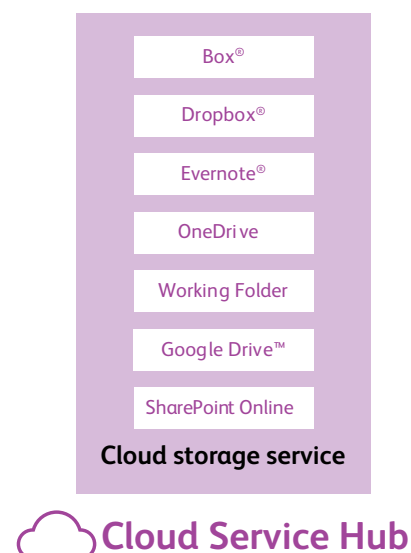
Multiple cloud services can be integrated into a single service with Cloud Service Hub. It also enables linkage with business cloud services of various companies and enables smooth operations.

### Cloud Service Hub

In addition to Working Folder, you can scan to and search cloud storage services such as Box®, Dropbox®, Evernote®, Google Drive™, OneDrive, SharePoint using a single login. Search multiple cloud services to locate your required document thanks to automatic OCR processing of your scanned documents.

### Enhanced links with partner companies

Link with the cloud services of Concur, such as Concur Expense for accounting, dramatically increasing the efficiency of digitisation work for accounting.



## User friendly operations

### User friendliness via light and sound

The device cleverly uses light and sound to notify the user of its state. A gentle sound is easily heard over office noise, changing to correctly notify the user of a completed job. The center tray area is equipped with a sensor – a soft blue light flashes while printing and stays lit when printing is completed, signifying a job ready for collection. This reduces information leaks due to unretrieved printed documents.



### Smart WelcomEyes

Sensors installed in the multifunction device detect an approaching user, automatically waking the device from sleep mode. This allows sleep mode to be engaged permanently for excellent energy saving – while ensuring that the device is ready to go, when you need it.

### Document multi-feed detection

The Duplex Automatic Document Feeder (DADF) features an ultrasonic sensor that is capable of detecting overlapping documents feeding incorrectly, preventing scanning errors when copying or scanning multiple documents.

Note: Provided for C7070 / C6570 only.

### Widely supporting various paper types

#### From postcards to long paper

The device supports a wide variety of sizes and weights, from envelopes, postcards to long documents up to a maximum of 320 x 1200 mm<sup>\*1</sup>, and from 52 to 300 gsm. Long printing<sup>\*2</sup> feature gives the ability to print longer documents such as banners.



<sup>\*1</sup>: Printable area is 305 x 1194 mm.

<sup>\*2</sup>: Only supported by the PCL driver and the Adobe® PostScript® 3™ driver.

### Retractable paper tray closed with a gentle push

Paper trays are equipped with a retracting mechanism that gently closes the tray without pushing it in all the way.



## Green technology

### Newly-developed Super EA-Eco toner

The device achieves a high resolution output of 1200 x 2400 dpi using the industry's smallest toner particles providing clearer texts, lines and more beautiful halftones.



### Bio-based plastic/recycled plastic

Fuji Xerox multifunction devices adopt bio-based plastic parts using cellulose derived from wood (which reduces CO<sub>2</sub> emissions). Recycled plastics used in some external parts helping to reduce impact on global warming.





## Further diversified

### Bringing diversity to post-processing.



#### Staple

Stapling multiple pages together



#### Punch

Hole punching for binders



#### Saddle Staple

Convenient for making catalogs and booklets



#### Z-fold

Z-folds A3 documents into A4 size



#### Tri-fold

Convenient for inserting direct mail, etc.

	Finisher-A2	Finisher-B3 + Booklet Maker Unit	C3 Finisher	C3 Finisher with Booklet Maker	C3 Finisher with Booklet Maker + Folder Unit CD1
					
Staple capacity	50 sheets <sup>*1</sup>	50 sheets	50 sheets or 65 sheets <sup>*2</sup>	50 sheets or 65 sheets <sup>*2</sup>	50 sheets <sup>*3</sup> or 65 sheets <sup>*2*3</sup>
Punch	—	2/4 holes or 2/3 holes <sup>*4</sup>	2/4 holes or 2/3 holes <sup>*5</sup>	2/4 holes or 2/3 holes <sup>*5</sup>	2/4 holes or 2/3 holes <sup>*5</sup>
Saddle Staple	—	○ <sup>*6</sup>	—	○	○
Single fold	—	○ <sup>*6</sup>	—	○	○
Tri-fold	—	—	—	—	○ <sup>*7</sup>
Z-fold	—	—	—	—	○ <sup>*7</sup>
Paper capacity <sup>*8</sup>	Output tray	—	500 sheets	500 sheets	500 sheets
	Finisher tray	500 sheets	2000 sheets	3000 sheets	1500 sheets

Note: Finisher-A2 is compatible with models up to C5570 / C4570 / C3570 / C3070.

\*1: A4 size. Up to 30 sheets at B4 or above.

\*2: C3 Finisher Staple Unit 65 sheets required.

\*3: The number of sheets that can be folded is reduced when Z-folding is mixed.

\*4: 2/4 Hole or US 2/3 Hole Punch Kit for Finisher-B3 is required.

\*5: 2/4 Hole or US 2/3 Hole Punch Kit for Finisher-C3 is required.

\*6: Booklet Maker Unit is required. Finisher-B3 makes a crease without folding when performing saddle stapling or double-folding.

\*7: Folder Unit CD1 is required.

\*8: 64 gsm paper/A4 size.

### For users that process a large amount of copy, print, and fax documents

#### 3-way output type

Copy, print, and fax jobs can be sorted when output.



#### For high volume output

Tandem Tray and High Capacity Feeder handles user needs for high volume output. Maximum 5105 sheets\* paper capacity.

\*80 gsm paper.



ApeosPort C7070 / C6570 / C5570 / C4570 / C3570 / C3070

Functions & Specifications

Basic Specifications/Copy Function

	Description						
	C7070	C6570	C5570	C4570	C3570	C3070	
Type	Console						
Memory capacity	4 GB (Max: 4 GB)						
Storage Device Capacity <sup>*1</sup>	128 GB						
Colour Capability	Full Colour						
Scan Resolution	600 x 600 dpi						
Printing Resolution	1200 x 2400 dpi (High Resolution Photo) 600 x 600 dpi (Text / Text-Photo / Photo / Map)						
Warm-up Time	[Embedded Plug-ins / Custom Services] <sup>*2</sup> When enabled: 30 seconds or less (23 degrees Celsius room temperature) When disabled: 24 seconds or less (23 degrees Celsius room temperature)						
Recovery Time (Recovery Time from Sleep Mode)	13 seconds or less (23 degrees Celsius room temperature)		11 seconds or less (23 degrees Celsius room temperature)		4 seconds or less (23 degrees Celsius room temperature)		
Original Size	Maximum of A3, 11 x 17", 297 x 432 mm for both Sheet and Book						
Paper Size	Max	SRA3 (320 x 450 mm), 12 x 18" (305 x 457 mm), A3 [12 x 19" (305 x 483 mm), 320 x 483 mm when using Bypass Tray]					
	Min	A5, Postcard (100 x 148 mm) [89 x 98 mm when using Bypass Tray]					
	Image loss width <sup>*3</sup>	Lead edge 4.0 mm, Trail edge 2.0 mm, Right/Left edge 2.0 mm					
Paper Weight <sup>*4</sup>	Paper Tray	52 to 300 gsm					
	Bypass Tray	52 to 300 gsm					
First Copy Output Time							
Continuous Copy Speed <sup>*7</sup>	B/W <sup>*5</sup>	3.3 sec.	3.3 sec.	3.7 sec.	4.4 sec.	4.9 sec.	4.9 sec.
	Colour <sup>*6</sup>	4.1 sec.	4.1 sec.	5.2 sec.	5.7 sec.	6.7 sec.	6.7 sec.
	A4 LEF / JIS B5 LEF	B/W: 70 Colour: 70	B/W: 65 Colour: 65	B/W: 55 Colour: 55	B/W: 45 Colour: 45	B/W: 35 Colour: 35	B/W: 30 Colour: 30
	A4 / JIS B5	B/W: 50 Colour: 50	B/W: 47 Colour: 47	B/W: 40 Colour: 40	B/W: 32 Colour: 32	B/W: 27 Colour: 27	B/W: 23 Colour: 23
	JIS B4	B/W: 41 Colour: 41	B/W: 38 Colour: 38	B/W: 32 Colour: 32	B/W: 26 Colour: 26	B/W: 23 Colour: 23	B/W: 20 Colour: 20
	A3	B/W: 35 Colour: 35	B/W: 32 Colour: 32	B/W: 27 Colour: 27	B/W: 22 Colour: 22	B/W: 19 Colour: 19	B/W: 17 Colour: 17
	Paper Tray Capacity <sup>*8</sup>	Standard	4 Tray Model: 500 sheets x 4-tray + Bypass Tray 90 sheets Tandem Tray Model: 500 sheets x 2-tray + 810 sheets + 1175 sheets + Bypass Tray 90 sheets				
Optional		HCF B1: 2030 sheets					
Max		4 Tray Model: 4120 sheets (4 Tray Model + HCF B1) Tandem Tray Model: 5105 sheets (Tandem Tray Model + HCF B1)					
Output Tray Capacity <sup>*9</sup>		Upper Center: 250 sheets (A4 LEF) Lower Center: 250 sheets (A4 LEF)					
Power Supply		AC220-240 V +/- 10 %, 10 A, 50/60 Hz common					
Maximum Power Consumption		2.2 kW (AC220 V +/- 10 %)				2.2 kW (AC220 V +/- 10 %)	
		2.4 kW (AC240 V +/- 10 %)				2.4 kW (AC240 V +/- 10 %)	
		Sleep mode: 0.5 W (AC230 V) Ready mode: 111 W (AC230 V)				Sleep mode: 0.5 W (AC230 V) Ready mode: 75 W (AC230 V)	
Dimensions		W 663 x D 793 x H 1169 mm					
Weight <sup>*10</sup>		154 kg		4 Tray Model: 133 kg Tandem Tray Model: 144 kg			

<sup>\*1</sup> The Storage Device Capacity is not totally available for customers.  
<sup>\*2</sup> Embedded Plug-ins / Custom Services are enabled as factory default. You can change the settings if needed.  
<sup>\*3</sup> Up to A3 size.  
<sup>\*4</sup> It is recommended to use Fuji Xerox recommended paper. Correct print output may not be possible depending on the requirement.  
<sup>\*5</sup> A4 LEF / Monochrome priority mode.  
<sup>\*6</sup> A4 LEF / Colour priority mode.  
<sup>\*7</sup> This unit is ppm. The speed may be reduced due to the image quality adjustment.  
<sup>\*8</sup> 80 gsm paper.  
<sup>\*9</sup> 64 gsm paper.  
<sup>\*10</sup> Excluding Toner Cartridge.

Print Function

Item		Description
Type		Built-in type
Continuous Print Speed <sup>*1</sup>		Same as the Basic Specifications / Copy Function
Printing Resolution	Standard	[PCL Driver] Standard: 1200 x 2400 dpi, High Quality: 1200 x 2400 dpi, High Resolution: 1200 x 1200 dpi
	Optional	[Adobe® PostScript® 3™ Driver] High Speed (Standard): 600 x 600 dpi, High Quality: 1200 x 2400 dpi, High Resolution: 1200 x 1200 dpi
Page Description Language	Standard	PCL 5 / PCL 6
	Optional	Adobe® PostScript® 3™
Supported Operating System <sup>*2</sup>	Standard	[PCL Driver] Windows 10 (32 bit / 64 bit), Windows 8.1 (32 bit / 64 bit), Windows Server 2019 (64 bit), Windows Server 2016 (64 bit), Windows Server 2012 R2 (64 bit), Windows Server 2012 (64 bit) [Mac OS X Driver] macOS 10.15 / 10.14 / 10.13 / 10.12, OS X 10.11
		[Adobe® PostScript® 3™ Driver] Windows 10 (32 bit / 64 bit), Windows 8.1 (32 bit / 64 bit), Windows Server 2019 (64 bit), Windows Server 2016 (64 bit), Windows Server 2012 R2 (64 bit), Windows Server 2012 (64 bit) macOS 10.15 / 10.14 / 10.13 / 10.12, OS X 10.11
	Standard	Ethernet: 1000BASE-T / 100BASE-TX / 10BASE-T, USB3.0
Interface	Optional	Wireless LAN (IEEE 802.11 a / b / g / n / ac)

<sup>\*1</sup> The speed may be reduced due to the image quality adjustment.  
The printing speed may be reduced depending on the document.  
<sup>\*2</sup> Please refer to our official website for the latest supported OS.

Scan Function ( Optional )

Item		Description
Type		Colour Scanner
Scan Resolution		600 x 600 dpi, 400 x 400 dpi, 300 x 300 dpi, 200 x 200 dpi
Scan Speed		Same as the Scan Speed for the Duplex Automatic Document Feeder
Interface	Standard	Ethernet 1000BASE-T / 100BASE-TX / 10BASE-T
	Optional	Wireless LAN (IEEE 802.11 a / b / g / n / ac)

Note: Installed for Model-CPS as standard.

Fax Function ( Optional )

Item		Description
Original Size		Max: A3, 11 x 17", Long document (Longest 600 mm)
Recording Paper Size		Max: A3, 11 x 17" Min: A5
Transmission Time		2 seconds and more but fewer than 3 seconds <sup>*1</sup>
Transmission Mode		ITU-T G3
Applicable Lines		Telephone subscriber line, PBX, Fax communication (PSTN), Maximum 3 ports <sup>*2</sup> (G3-3 ports)

<sup>\*1</sup> When A4 size document with approximately 700 characters is transmitted in standard image-quality (8 x 3.85 lines/mm) and in high-speed mode (28.8 kbps or faster, JBIG). Only indicates the time for transmitting the image information and does not include the communication control time. The total communication time will vary depending on the contents of the document, the type of machine receiving the fax, and line condition.  
<sup>\*2</sup> No. of FAX lines is up to 3 ports. Port refers to number of channels for FAX.

Duplex Automatic Document Feeder B1-PC

Item		Description			
		C5570	C4570	C3570	C3070
Original Size / Paper		Max: A3, 11 x 17"; Min: A5 <sup>*1</sup>			
Weight		38 to 128 gsm (In Duplex: 50 to 128 gsm)			
Capacity <sup>*2</sup>		130 sheets			
Scan Speed <sup>*3</sup>	Copy (A4 LEF Simplex)	B/W: 55 ppm Colour: 55 ppm	B/W: 45 ppm Colour: 45 ppm	B/W: 35 ppm Colour: 35 ppm	B/W: 30 ppm Colour: 30 ppm
	Scan	B/W: 80 ppm, Colour: 80 ppm (1 pass, 2 sided scanning: B/W 154 ppm <sup>*4</sup> , Colour 154 ppm <sup>*4</sup> ) [Fuji Xerox Standard Paper (A4 LEF), 200 dpi, to Folder.]			

<sup>\*1</sup> The minimum custom size is 125 x 85 mm.  
<sup>\*2</sup> 64 gsm paper.  
<sup>\*3</sup> The scanning speed varies depending on the documents.  
<sup>\*4</sup> 160 ppm for both B/W and colour when Quiet Mode is disabled.  
This setting can be changed to suit the customer's usage.

Duplex Automatic Document Feeder C2-PC

Item		Description	
		C7070	C6570
Original Size / Paper		Max: A3, 11 x 17"; Min: A6 <sup>*1</sup>	
Weight		38 to 200 gsm (In Duplex: 50 to 200 gsm)	
Capacity <sup>*2</sup>		250 sheets	
Scan Speed <sup>*3</sup>	Copy (A4 LEF Simplex)	B/W: 70 ppm Colour: 70 ppm	B/W: 65 ppm Colour: 65 ppm
	Scan	B/W: 135 ppm, Colour: 135 ppm (1 pass, 2 sided scanning: B/W 270 ppm, Colour 270 ppm) [Fuji Xerox Standard Paper (A4 LEF), 200 dpi, to Folder.]	

<sup>\*1</sup> The minimum custom size is 84 x 139.7 mm.  
<sup>\*2</sup> 64 gsm paper.  
<sup>\*3</sup> The scanning speed varies depending on the documents.

HCF B1 ( Optional )

Item		Description
Paper Size		A4 LEF, Letter LEF, JIS B5 LEF
Paper Weight		55 to 216 gsm
Feeding Capacity / Number of Tray <sup>*</sup>		2030 sheets x 1-tray
Dimensions		W 389 x D 610 x H 380 mm
Weight		29 kg

<sup>\*</sup>80 gsm paper.

Envelope Tray ( Optional )

Item		Description
Paper Size		DL LEF, ISO-C4, ISO-C5 LEF, ISO-C6 LEF, Commercial #10 LEF, Monarch 7.3/4 LEF Custom Size: 241 x 372 mm to 90 x 98 mm
Paper Weight		Envelope: 75 to 90 gsm, Postcard: 106 to 220 gsm
Feeding Capacity / Number of Tray <sup>*</sup>		50 sheets x 1-tray
Dimensions		W 620 x D 566 x H 87 mm
Weight		3 kg

<sup>\*</sup>Commercial #10 paper.

Side Tray

Item		Description
Paper Capacity <sup>*</sup>		100 sheets
Dimensions		W 324 x D 567 x H 228 mm

<sup>\*</sup>64 gsm paper.

## Finisher-A2 ( Optional )

Item		Description
Type	Sort (Offset available <sup>*1</sup> ) / Stack (Offset available <sup>*1</sup> )	
Paper Size	Max: A3, 11 x 17"; Min: A5, Postcard (100 x 148 mm)	
Paper Weight <sup>*2</sup>	52 to 256 gsm	
Paper Capacity <sup>*3</sup>	Finishing Tray	[Without Stapling] A4 LEF: 500 sheets, JIS B4: 250 sheets, A3 or larger: 200 sheets, Mixed Size Stacking <sup>*4</sup> : 250 sheets [With Stapling] 30 sets or A4 LEF: 500 sheets, JIS B4: 250 sheets, A3 or larger: 200 sheets, Mixed Size Stacking <sup>*4</sup> : 250 sheets
Staple	Capacity	A4: 50 sheets (90 gsm or less) JIS B4 or larger: 30 sheets (90 gsm or less)
	Paper Size	Max: A3, 11 x 17" Min: JIS B5 LEF
	Paper Weight	52 to 256 gsm
	Position	Single stapling, Dual stapling
Dimensions	W 478 x D 461 x H 238 mm	
Weight	11 kg	

Note: The unit cannot be installed on ApeosPort C7070 / C6570.

\*1 [No Offset] is selected by factory default. The settings can be changed according to the customer's use situation.

\*2 Documents may not be printed correctly depending on usage conditions. (52 to 55 gsm)

\*3 64 gsm paper.

\*4 When larger size sheets are stacked on top of smaller size sheets: 250 sheets (when large size sheets are smaller than A3) / 200 sheets (when large size sheets are A3 or larger)

The same applies to when staple-free and stapled bindings are mixed or different stapling positions are mixed.

## Finisher-B3 ( Optional )

Item		Description
Type	Sort (Offset available <sup>*1 *2</sup> ) / Stack (Offset available <sup>*1 *2</sup> )	
Paper Size <sup>*3</sup>	Max: A3, 11 x 17"; Min: A5	
Paper Weight <sup>*4</sup>	52 to 300 gsm	
Paper Capacity <sup>*5</sup>	[Without Stapling] A4: 2000 sheets, JIS B4 or larger: 1000 sheets, Mixed Size Stacking <sup>*6</sup> : 300 sheets [With Stapling] A4: 100 sets or 1000 sheets <sup>*7</sup> , JIS B4 or larger: 75 sets or 750 sheets [With Booklet Finishing <sup>*8</sup> ] 50 sets or 600 sheets [With Fold <sup>*9</sup> ] 500 sheets	
Staple	Capacity	Staple: 50 sheets (90 gsm or less)
	Paper Size	Max: A3, 11 x 17"; Min: A5 LEF
	Paper Weight	Staple: 52 to 256 gsm
	Position	Single stapling, Dual stapling
Punch <sup>*10</sup>	Number of Holes	2-hole / 4-hole punch or 2-hole / 3-hole punch (US Specifications)
	Paper Size	A3, 11 x 17", JIS B4, A4 <sup>*7</sup> , A4 LEF, Letter <sup>*7</sup> , Letter LEF, JIS B5 LEF, 7.25 x 10.5" (184 x 267 mm) LEF, 8 x 10" (203 x 254 mm), 8 x 10" (203 x 254 mm) LEF, 16K (194 x 267 mm) LEF, Cover A4 (223 x 297 mm) LEF, 9 x 11" (229 x 279 mm) LEF, 215 x 315 mm, 8.5 x 13" (216 x 330 mm), Legal, 11 x 15" (279 x 381 mm), 8K (267 x 388 mm)
	Paper Weight	52 to 220 gsm
Booklet Finishing <sup>*8</sup>	Capacity	Saddle Staple: 15 sheets; Single Fold: 5 sheets
	Paper Size	Max: A3, 11 x 17"; Min: A4, Letter
	Paper Weight	Saddle Staple: 64 to 80 gsm <sup>*12</sup> , Single Fold: 64 to 105 gsm
Dimensions <sup>*13</sup>	W 592 x D 653 x H 1041 mm With Booklet Finisher: W 592 x D 673 x H 1079 mm	
Weight	25 kg	
	With Booklet Finisher: 35 kg	

\*1 The offset feature is set to disabled by factory default. The setting can be changed as necessary.

\*2 Outputs whose weight is 257 gsm and more or width is less than 210 mm are delivered without offset stacking.

\*3 Paper in the sizes larger than A3 or 11 x 17" or smaller than A5 are delivered to the Centre Tray.

\*4 Documents may not be printed correctly depending on usage conditions. (52 to 55 gsm, 257 gsm and more)

\*5 64 gsm paper.

\*6 When larger size sheets are stacked on top of smaller size sheets.

\*7 75 sets or 750 sheets with dual stapling.

\*8 The Booklet Finishing function requires the optional Booklet Maker Unit for Finisher-B3. Make a crease allows you to fold easily. After a job with the Booklet Finishing function specified has been output, the next job may not be delivered until the sheet s are removed from the output tray. Also, if larger size sheets are stacked on top of smaller size sheets after a job with the Booklet Finishing function specified has been run, the next job may not be delivered until the sheets are removed from the output tray.

\*9 The Punch function requires the optional 2/4 Hole Punch Kit for Finisher-B3 or US 2/3 Hole Punch Kit for Finisher-B3.

\*10 4-hole punch is not applicable.

\*11 3-hole, 4-hole punch is not applicable.

\*12 Covers can be up to 220 gsm (Extra Heavyweight).

\*13 Inner connector within the body is excluded.

## C3 Finisher / C3 Finisher with Booklet Maker ( Optional )

Item		Description	
		C3 Finisher	C3 Finisher with Booklet Maker
Type	Output Tray	Sort / Stack	
	Finishing Tray	Sort (Offset available) / Stack (Offset available)	
	Booklet Tray	-	Sort / Stack
Paper Size	Output Tray	Max: 12 x 19" (305 x 483 mm) Min: Postcard (100 x 148 mm)	
	Finishing Tray	Max: 12 x 19" (305 x 483 mm) Min: JIS B5 LEF	
Paper Weight	Output Tray	52 to 300 gsm <sup>*1</sup>	
Paper Capacity <sup>*2</sup>	Finishing Tray	[Without Stapling] A4: 3000 sheets, JIS B4 or larger: 1500 sheets, Mixed Size Stacking <sup>*3</sup> : 300 sheets [With Stapling] A4: 200 sets or 3000 sheets, JIS B4 or larger: 100 sets or 1500 sheets, Mixed Size Stacking <sup>*3</sup> : 70 sets or 200 sheets	[Without Stapling] A4: 1500 sheets, JIS B4 or larger: 1500 sheets, Mixed Size Stacking <sup>*3</sup> : 300 sheets [With Stapling] A4: 200 sets or 1500 sheets, JIS B4 or larger: 100 sets or 1500 sheets, Mixed Size Stacking <sup>*3</sup> : 70 sets or 200 sheets
Staple	Capacity	50 sheets (90 gsm or less) <sup>*5</sup>	20 sets <sup>*4</sup>
	Paper Size	Max: A3, 11 x 17" Min: JIS B5 LEF	
Punch <sup>*6</sup>	Paper Weight	52 to 300 gsm	
	Position	Single stapling, Dual stapling	
	Number of Holes	2-hole / 4-hole punch or 2-hole / 3-hole punch (US Specifications)	
Booklet Finishing	Paper Size	A3, 11 x 17", JIS B4, A4 <sup>*7</sup> , A4 LEF, Letter <sup>*7</sup> , Letter LEF, JIS B5 LEF, 7.25 x 10.5" (184 x 267 mm) LEF, 8 x 10" (203 x 254 mm), 8 x 10" (203 x 254 mm) LEF, 16K (194 x 267 mm) LEF, Cover A4 (223 x 297 mm) LEF, 9 x 11" (229 x 279 mm) LEF, 215 x 315 mm, 8.5 x 13" (216 x 330 mm), Legal, 11 x 15" (279 x 381 mm), 8K (267 x 388 mm)	
	Paper Weight	52 to 220 gsm	
Dimensions <sup>*9</sup>	Capacity	-	Saddle Staple: 16 sheets (90 gsm or less) <sup>*8</sup> Single Fold: 5 sheets (90 gsm or less) <sup>*8</sup>
	Paper Size	-	Max: SRA3 (320 x 450 mm), 12 x 18" (305 x 457 mm) Min: JIS B5
	Paper Weight	-	Saddle Staple: 60 to 300 gsm Single Fold: 60 to 300 gsm
Weight	W 730 x D 589 x H 1056 mm When Folder Unit CD1 is installed: W 965 x D 726 x H 1056 mm		W 790 x D 589 x H 1056 mm When Folder Unit CD1 is installed: W 1025 x D 726 x H 1056 mm
	49 kg When Folder Unit CD1 is installed: 101 kg		66 kg When Folder Unit CD1 is installed: 118 kg

Note: Transport Unit H3 is required.

\*1 52 to 55 gsm output paper may not be aligned properly depending on the paper type.

\*2 64 gsm paper.

\*3 When larger size sheets are stacked on top of smaller size sheets.

\*4 When the output paper size is the same.

\*5 Up to 65 sheets can be stapled when the C3 Finisher Staple Unit 65 Sheets is installed. However, depending on the paper type, incorrect stapling such as uneven edge alignment of sets may occur.

\*6 Optional.

\*7 3-hole punch is not applicable.

\*8 The maximum number of sheets varies depending on the paper weight. Booklet may not be tightly closed depending on the size or type of the paper.

\*9 Inner connector within the body is excluded.

## Folder Unit CD1 ( Optional )

Item		Description
Z Fold	Paper Size	A3, 11 x 17", JIS B4
	Paper Weight	60 to 90 gsm
Half Sheet	Paper Size	A4, Letter
	Paper Weight	60 to 90 gsm
Tri-fold	Paper Size	A4, Letter
	Paper Weight	60 to 90 gsm
Power Supply	Paper Capacity <sup>*1</sup>	40 sheets
	Consumption	AC220-240 V +/- 10 %, 0.6 A, 50/60 Hz common <sup>*2</sup>
Maximum Power	144 W (AC220-240 V +/- 10 %)	
Dimensions	W 232 x D 726 x H 991 mm	
Weight	53 kg	

Note: Optional of C3 Finisher / C3 Finisher with Booklet Maker.

\*1 64 gsm paper.

\*2 Power supply separate from the main unit is required.

### Notes

- 1) If the storage media (such as hard disk drives) of the base unit fail, loss of received data, accumulated data, registered setting data, etc. may occur. In no event shall Fuji Xerox be liable for any damages whatsoever arising from loss of data.
- 2) Functional spare parts will be available for at least 7 years after the product is no longer manufactured.

Apple, iPhone, AirPrint, iPad, iPad Air, iPad Pro, iPod touch, and Mac are trademarks of Apple Inc., registered in the U.S. and other countries. All product names and company names mentioned in this brochure are trademarks or registered trademarks of their respective companies. The product specifications, appearance and other details in this brochure are subject to change without notice for improvements. The available model varies depending on the country/region. Please ask the sales representatives for details.

**Reproduction Prohibitions** Please note that reproduction of the following is prohibited by law : Domestic and foreign currencies, government-issued securities, and national bonds and local bond certificates. Unused postage stamps, post cards, etc. Certificate stamps stipulated by law. Reproducing works forming the subject matter of copyright (literary works, musical works, paintings, engravings, maps, cinematographic works, drawings, photographic works, etc.) is not permitted unless the reproduction is for the purpose of personal use, family use or other similar uses within a limited circle.



**For Your Safety**

Before using the product, read the Instruction Manual carefully for proper use. Use the product with the power source and voltage specified. Be sure to establish ground connection. Otherwise, electronic shock may result in the case of a failure or short circuit.

For more information or detailed product specification, please call or visit us at

**Fuji Xerox Australia Pty. Ltd.**

8 Khartoum Road MACQUARIE PARK NSW 2113 Australia

Tel. +61 2 9856 5000

**<https://www.fujixerox.com.au/>**

